

Table of Contents

1. Daily Summary	2
2. Rack Prices	3
a. Imperial Oil – ESSO	3
b. Bluewave Energy – SHELL.....	4
c. Petro Canada	5
d. Rack Price Historical Comparatives	6
3. Crude Oil News Tracking	6
a. Crude Oil Prices	9
b. News Updates.....	9
4. Canada Legislation News Updates.....	9

1. Daily Summary

RUL racks price up slightly from yesterday, and ULSD had showed a decrease.

Crude oil has hovered around the \$76 per barrel over the past two days. This is a result of weakening US currency over the euro, and an expansion of industrial production in the euro zone despite debt crisis

2. Rack Prices

a. Imperial Oil – ESSO

City	LSD	RUL
Charlottetown, PEI	59.20	58.90
Halifax/Dartmouth, NS	57.90	57.60
Saint John, NB	58.30	57.80
St. John's, NF	58.70	58.40
Rimouski, PQ	60.40	60.20
Montreal, PQ	59.70	59.20
Quebec City, PQ	59.70	59.20
Ottawa, ON	59.20	58.90
Kingston, ON	59.60	59.80
Toronto, ON	58.70	58.10
Oakville/Bronte, ON	58.70	58.10
Nanticoke, ON	58.40	58.80
Belleville, ON	58.90	59.30
Sarnia, ON	58.70	59.10
London, ON	58.70	59.90
Sudbury, ON	61.60	61.80
Sault Ste.Marie, ON	61.50	62.70
Thunder Bay, ON	62.40	63.90
Winnipeg, MB	60.80	60.30
Saskatoon, SK	58.30	59.70
Regina, SK	57.90	59.30
Calgary, AB	60.40	60.90
Edmonton, AB	57.90	58.70
Hay River, NWT	63.10	63.90
Prince George, BC	60.40	61.40
Kamloops, BC	61.00	61.40
Vancouver, BC	61.90	63.10
Nanaimo, BC	63.10	63.60

b. Bluewave Energy – SHELL

Effective From: 2010-06-15 0:00 Effective to: 2010-06-15 23:59

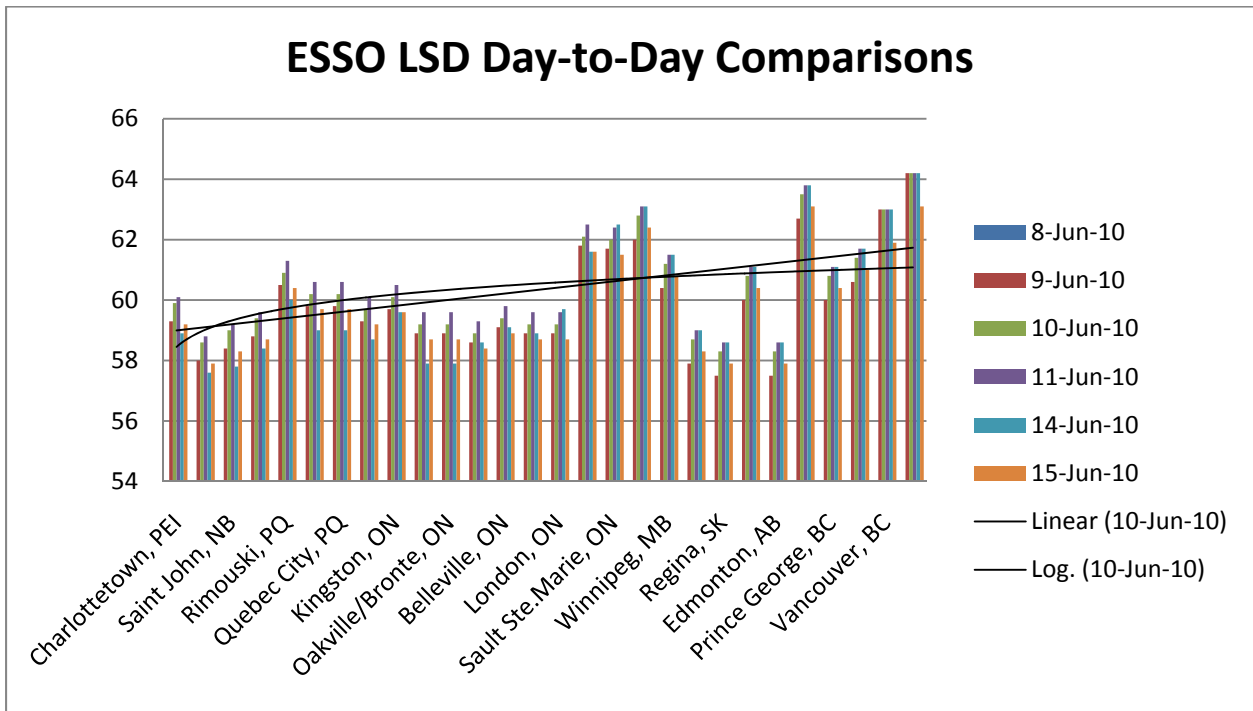
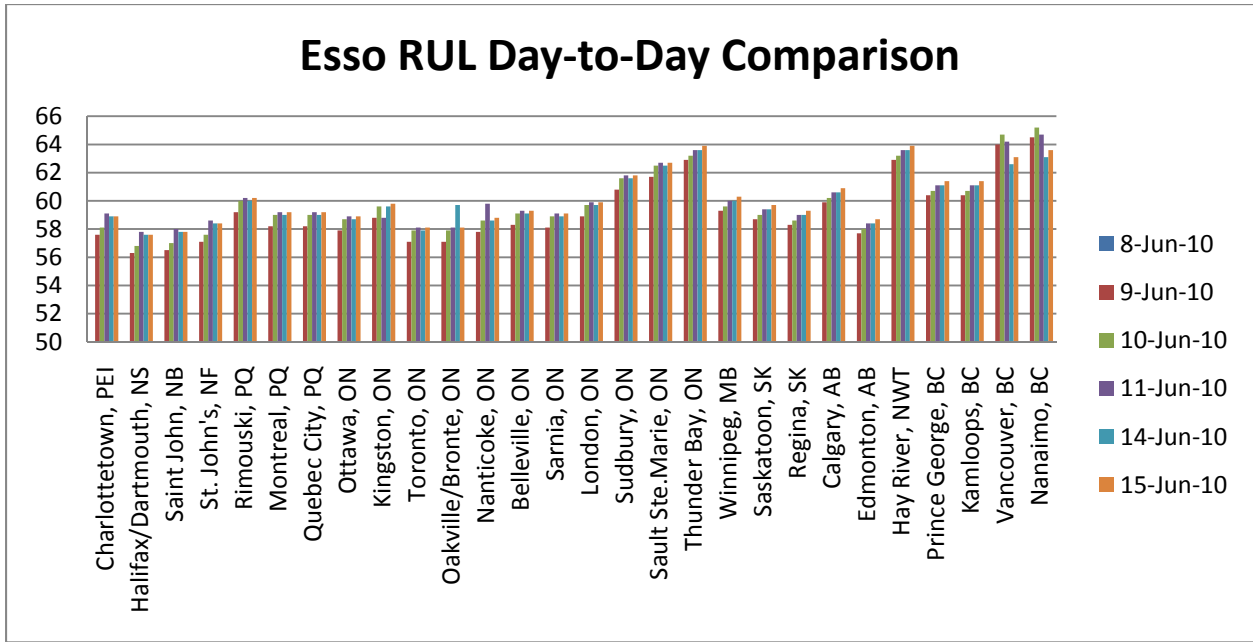
City	RUL	ULSD
Halifax	57.60	57.90
St. Romuald	59.50	60.00
Montreal	59.50	60.00
Cornwall	-	59.70
Ottawa	58.90	59.20
Kingston	59.80	59.60
Oakville	59.10	58.70
Toronto	59.10	58.70
Hamilton	59.00	58.60
Belleville	59.30	58.90
Nanticocke	58.80	58.40
Sault Ste Marie	62.70	61.50
London	59.10	58.70
Sarnia	59.10	58.70
Thunder Bay	63.90	62.40
Winnipeg	61.30	60.80
Regina	60.30	57.90
Saskatoon	60.70	58.30
Calgary	60.90	60.40
Edmonton	58.70	57.90
Prince George	-	60.40
Vancouver	63.10	61.90
Bare Point	64.10	63.10
Kamloops	61.40	61.00

c. Petro Canada

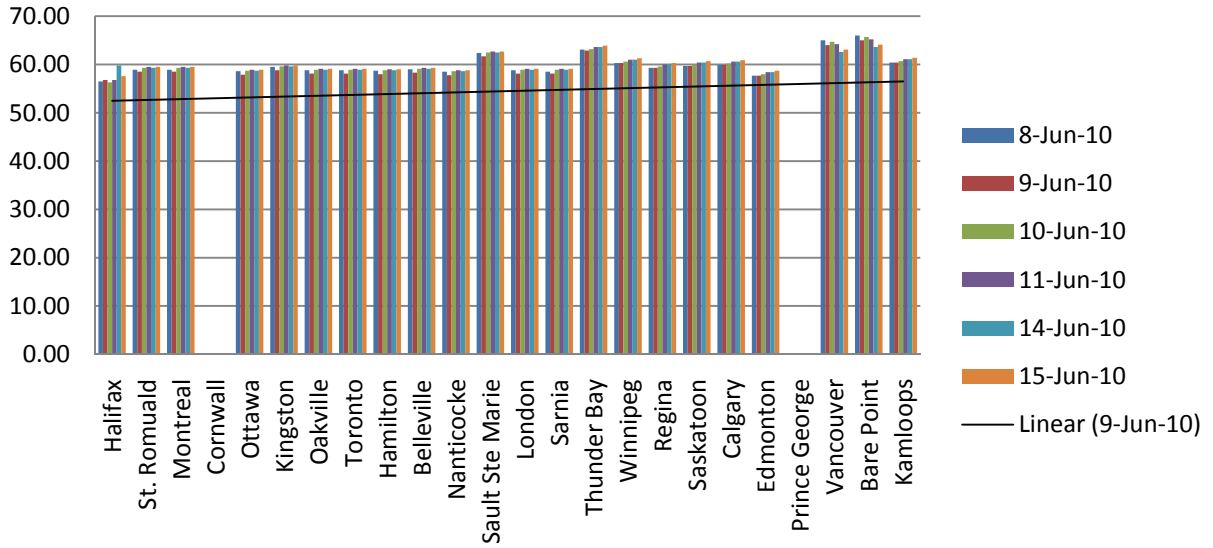
Effective From: June 15, 2010

City	RUL	ULS Diesel
Halifax, NS	57.90	58.00
Charlottetown, PEI	58.90	59.00
Saint John, NB	58.10	58.40
Montreal, QC	59.50	60.00
Quebec, QC	59.50	60.00
Rimouski, QC	60.50	60.50
Ottawa, ON	58.90	59.20
Kingston, ON	59.80	59.60
Toronto, ON	59.10	58.70
Oakville, ON	59.10	58.70
Hamilton, ON	59.00	58.60
Belleville, ON	59.30	58.90
London, ON	59.10	58.70
Sarnia, ON	59.1	58.70
Sault Ste. Marie, ON	62.70	61.50
Thunder Bay, ON	64.30	62.40
Edmonton, AB	59.10	57.90
Winnipeg, MB	61.70	60.80
Saskatoon, SK	61.10	58.30
Regina, SK	60.70	57.90
Calgary, AB	61.30	60.40
Fort McMurray, AB	-	60.30
Hay River, NWT	64.40	63.20
Terrace, BC	62.05	60.85
Prince George, BC	61.70	60.50
Kamloops, BC	61.40	61.10
Vancouver, BC	63.10	61.90
Nanaimo, BC	64.30	63.10

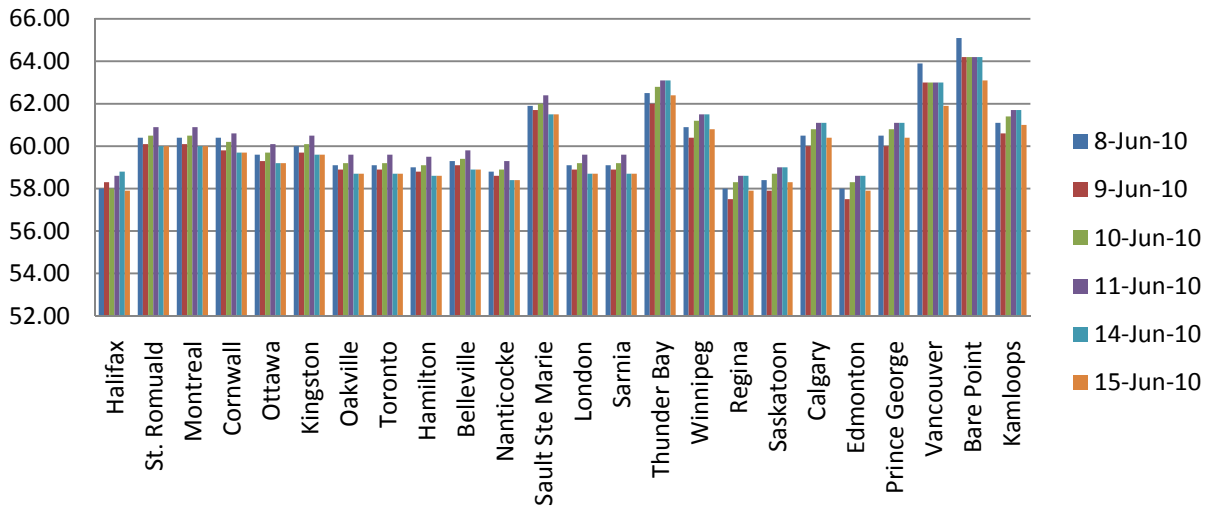
d. Rack Price Historical Comparatives



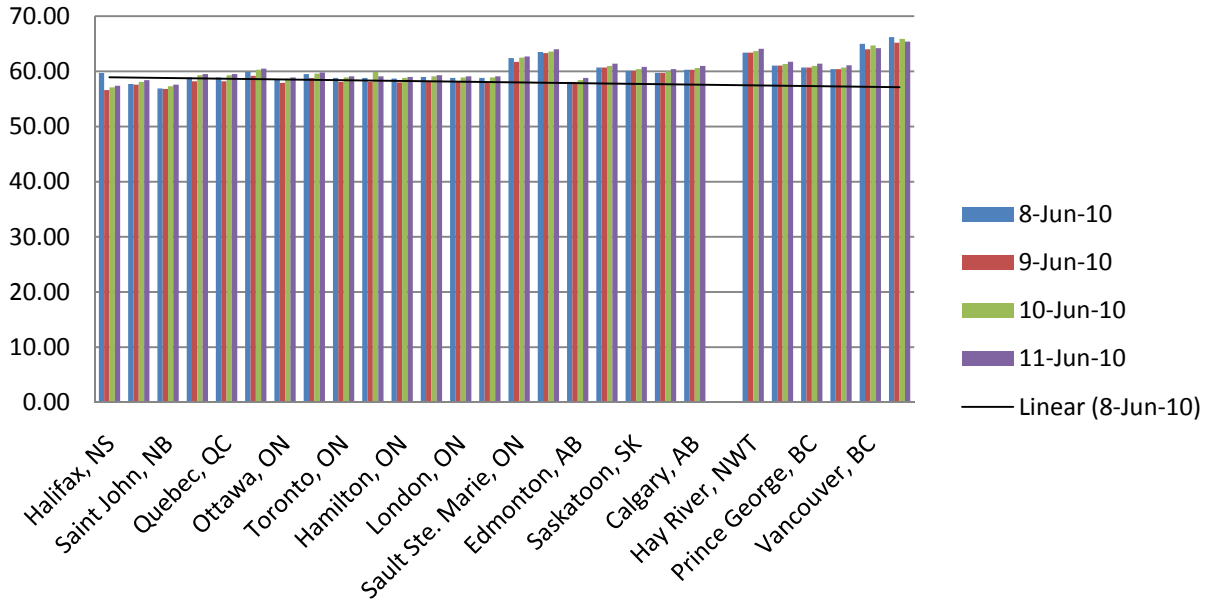
SHELL RUL Day-to-Day Price Comparison



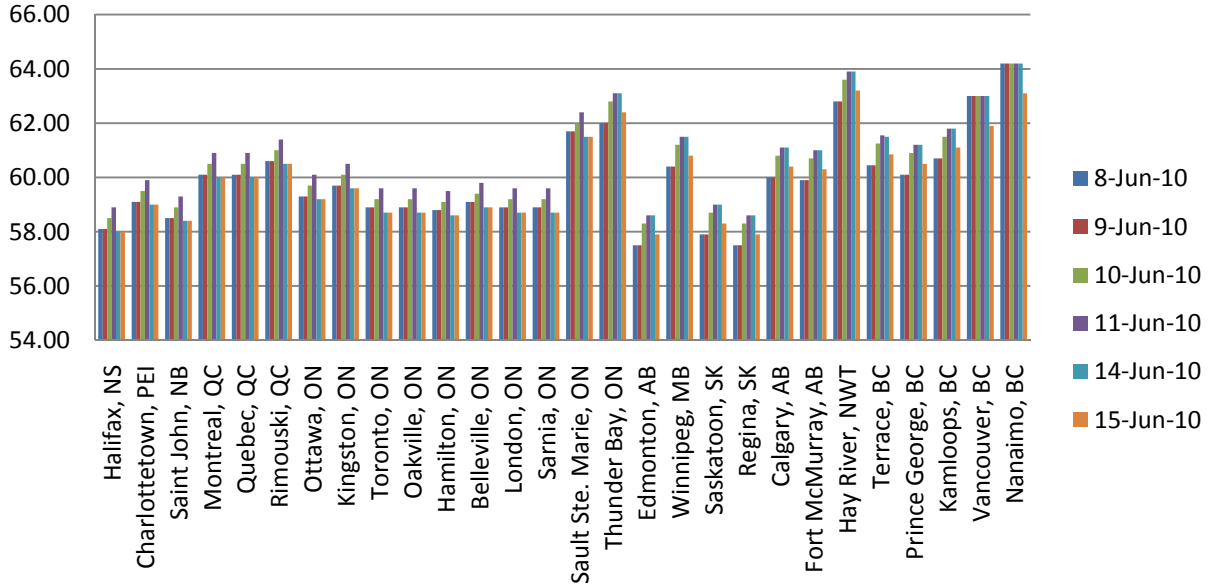
SHELL LSD Day-to-Day Comparisons



Petro Canada RUL Day-to-Day Comparison



LSD Petro Canada Day-to-Day Comparisons



3. Crude Oil News Tracking

a. Crude Oil Prices

	Price \$US	Change	% Change	Time
NYMEX CRUDE FUTURE	76.17	1.05	1.4	10:28
DATED BRENT SPOT	75.55	1.65	2.23	10:39
WTI CUSHING SPOT	75.83	.71	.95	9:05

SOURCE: <http://www.bloomberg.com/markets/commodities/energyprices.html>

b. News Updates

- Oil prices climbed on Tuesday to just below 76 dollars as the US currency weakened against the euro, analysts said. [\(click here\)](#)
- Oil prices had already jumped on Monday as the dollar weakened after data showed an expansion of industrial production in the eurozone, which is battling a budget-deficit crisis. [\(click here\)](#)

4. Canada Legislation News Updates