

## Table of Contents

1. Daily Summary .....	2
2. Rack Prices .....	3
a. Imperial Oil – ESSO .....	3
b. Bluewave Energy – SHELL.....	4
c. Petro Canada .....	5
d. Rack Price Historical Comparatives .....	6
3. Crude Oil News Tracking .....	6
a. Crude Oil Prices .....	9
b. News Updates.....	9
4. Canada Legislation News Updates.....	9

## 1. Daily Summary

Starting from Alberta going east, we've seen a steady increase in rack prices of both RUL and LSD.

Crude oil prices did not respond so well the poor retails numbers in the United States. However, the province Alberta is starting to see a trend in increasing homebuilding activity, retail sales, and a renewed interest in the oil and gas - a response to recent royalty changes by Stelmach government. RBC predicts that Alberta's economy is expected to grow 3.1% this year - up from 2.5% it predicted three months ago.

## 2. Rack Prices

### a. Imperial Oil – ESSO

City	LSD	RUL
Charlottetown, PEI	60.10	59.10
Halifax/Dartmouth, NS	58.80	57.80
Saint John, NB	59.20	58.00
St. John's, NF	59.60	58.60
Rimouski, PQ	61.30	60.20
Montreal, PQ	60.60	59.20
Quebec City, PQ	60.60	59.20
Ottawa, ON	60.10	58.90
Kingston, ON	60.50	58.80
Toronto, ON	59.60	58.10
Oakville/Bronte, ON	59.60	58.10
Nanticoke, ON	59.30	59.80
Belleville, ON	59.80	59.30
Sarnia, ON	59.60	59.10
London, ON	59.60	59.90
Sudbury, ON	62.50	61.80
Sault Ste.Marie, ON	62.40	62.70
Thunder Bay, ON	63.10	63.60
Winnipeg, MB	61.50	60.00
Saskatoon, SK	59.00	59.40
Regina, SK	58.60	59.00
Calgary, AB	61.10	60.60
Edmonton, AB	58.60	58.40
Hay River, NWT	63.80	63.60
Prince George, BC	61.10	61.10
Kamloops, BC	61.70	61.10
Vancouver, BC	63.00	64.20
Nanaimo, BC	64.20	64.70

## b. Bluewave Energy – SHELL

Effective From: 2010-06-10 0:00 Effective to: 2010-06-10 23:59

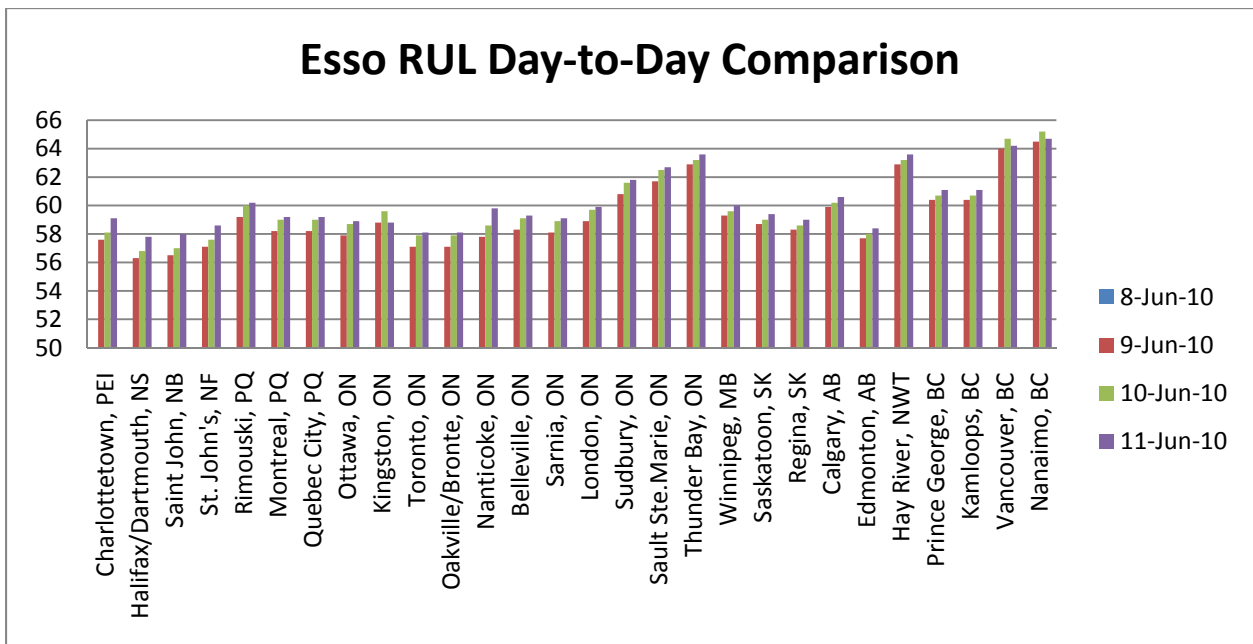
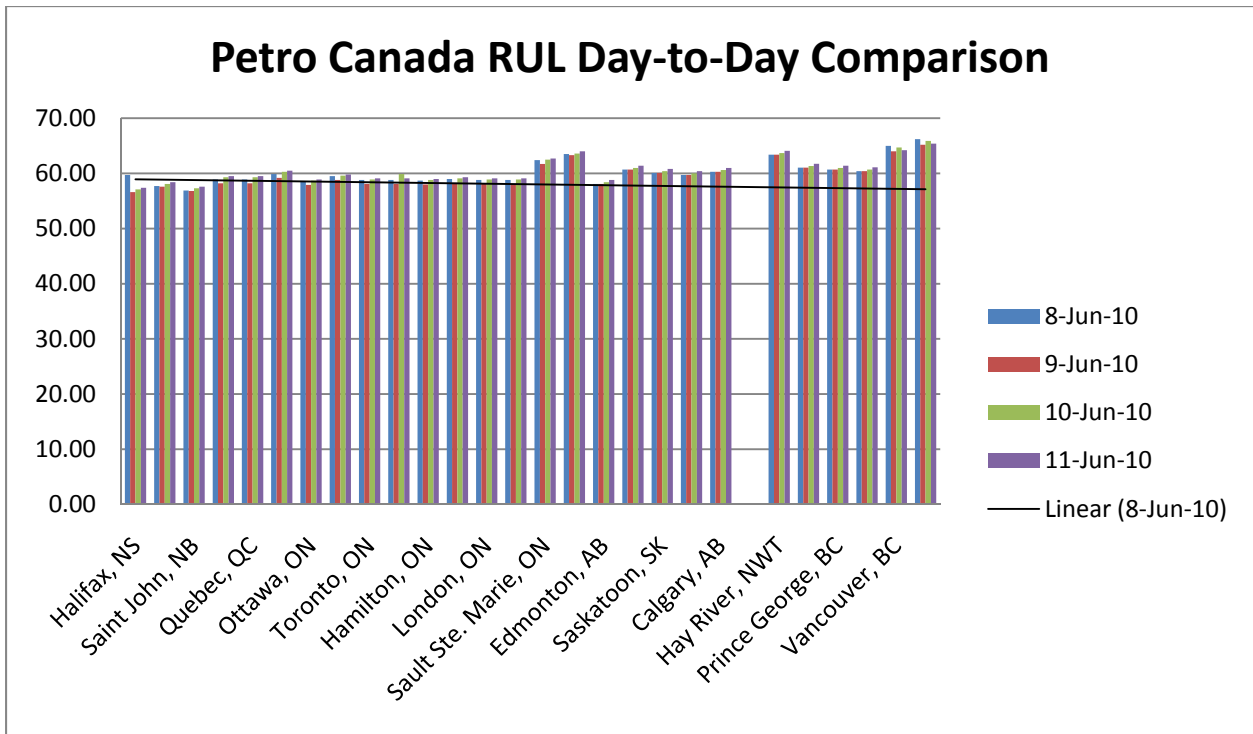
City	RUL	ULSD
Halifax	56.80	58.60
St. Romuald	59.50	60.90
Montreal	59.50	60.90
Cornwall	-	60.60
Ottawa	58.90	60.10
Kingston	59.80	60.50
Oakville	59.10	59.60
Toronto	59.10	59.60
Hamilton	59.00	59.50
Belleville	59.30	59.80
Nanticocke	58.80	59.30
Sault Ste Marie	62.70	62.40
London	59.10	59.60
Sarnia	59.10	59.60
Thunder Bay	63.60	63.10
Winnipeg	61.00	61.50
Regina	60.00	58.60
Saskatoon	60.40	59.00
Calgary	60.60	61.10
Edmonton	58.40	58.60
Prince George	-	61.10
Vancouver	64.20	63.00
Bare Point	65.20	64.20
Kamloops	61.10	61.70

### c. Petro Canada

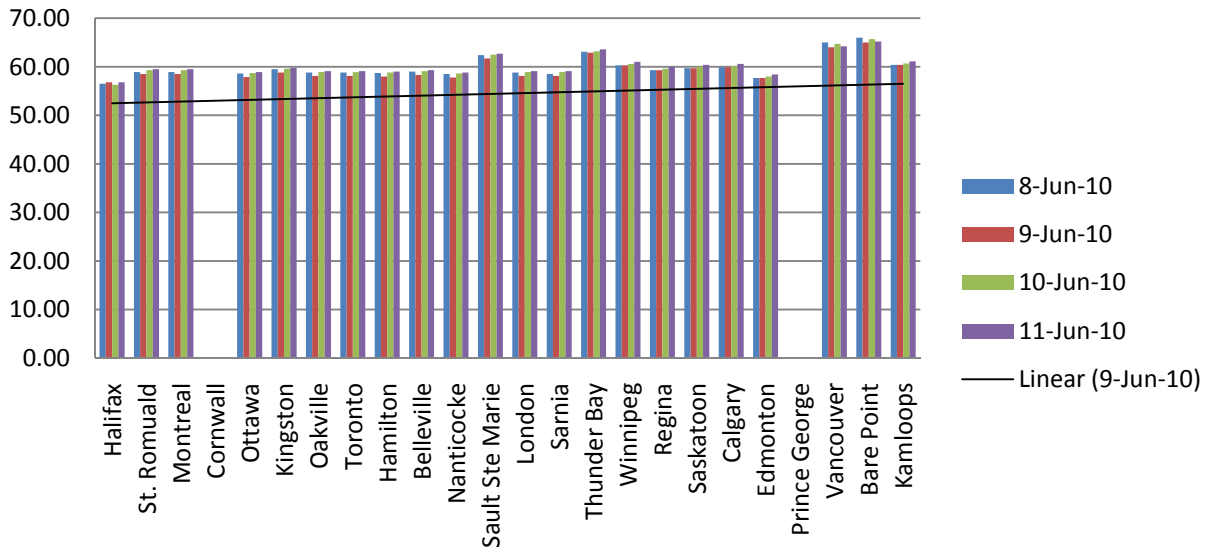
Effective From: June 10, 2010

City	RUL	ULS Diesel
Halifax, NS	57.40	58.90
Charlottetown, PEI	58.40	59.90
Saint John, NB	57.60	59.30
Montreal, QC	59.50	60.90
Quebec, QC	59.50	60.90
Rimouski, QC	60.50	61.40
Ottawa, ON	58.90	60.10
Kingston, ON	59.80	60.50
Toronto, ON	59.10	59.60
Oakville, ON	59.10	59.60
Hamilton, ON	59.00	59.50
Belleville, ON	59.30	59.80
London, ON	59.10	59.60
Sarnia, ON	59.10	59.60
Sault Ste. Marie, ON	62.70	62.40
Thunder Bay, ON	64.00	63.10
Edmonton, AB	58.80	58.60
Winnipeg, MB	61.40	61.50
Saskatoon, SK	60.80	59.00
Regina, SK	60.40	58.60
Calgary, AB	61.00	61.10
Fort McMurray, AB	-	61.00
Hay River, NWT	64.10	63.90
Terrace, BC	61.75	61.55
Prince George, BC	61.40	61.20
Kamloops, BC	61.10	61.80
Vancouver, BC	64.20	63.00
Nanaimo, BC	65.40	64.20

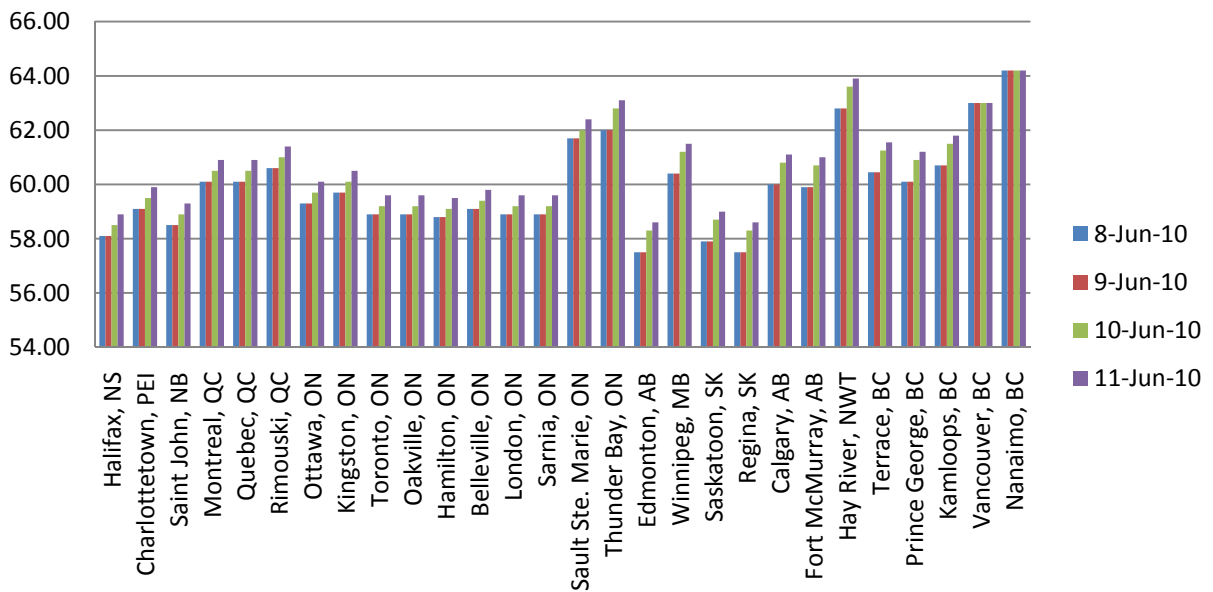
d. Rack Price Historical Comparatives



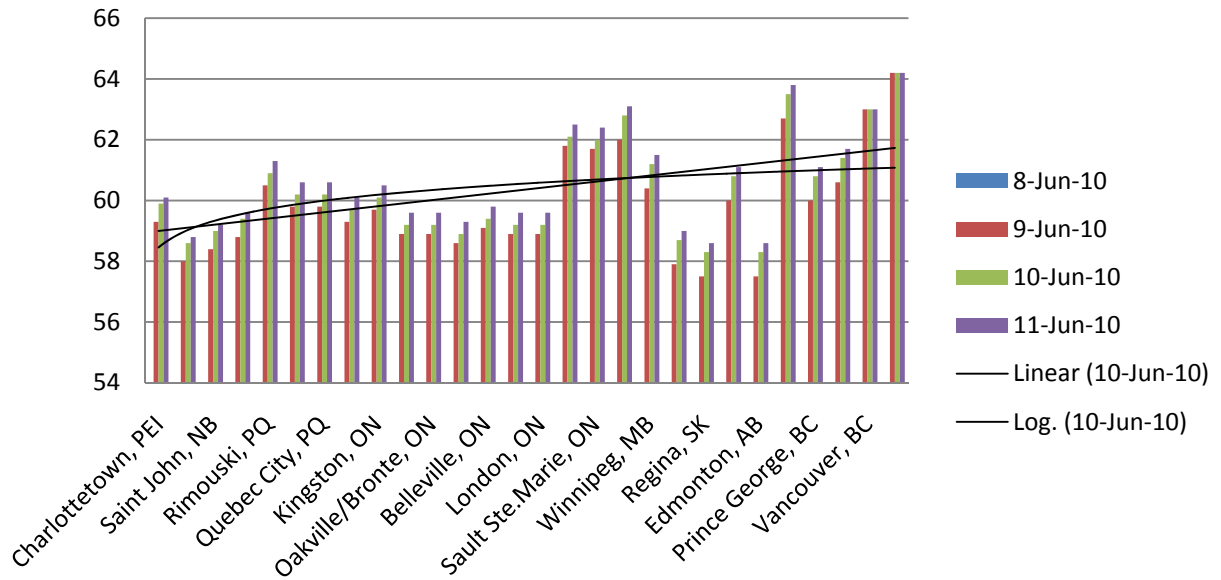
## SHELL RUL Day-to-Day Price Comparison



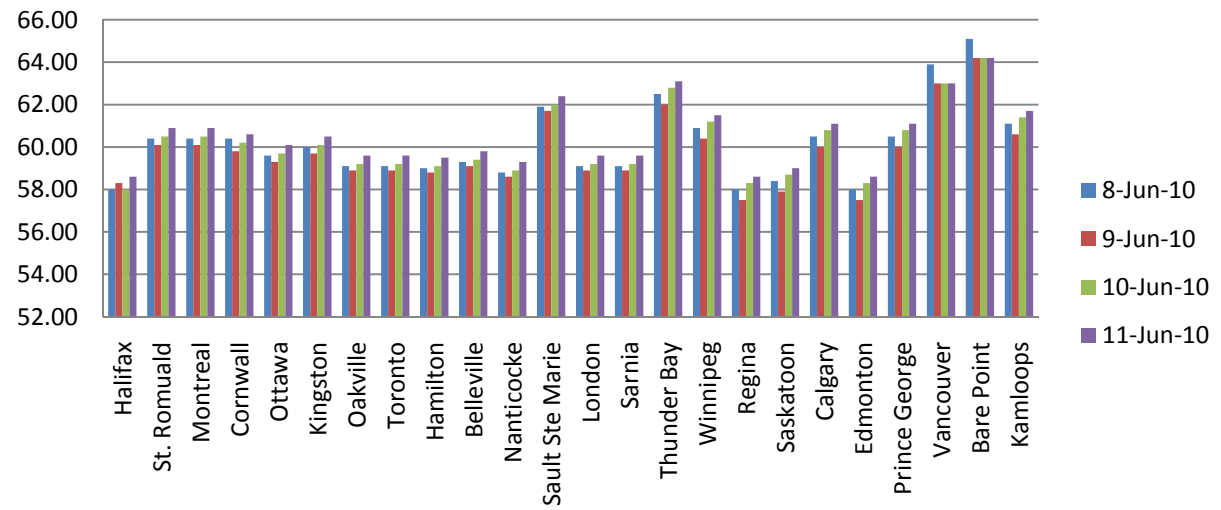
## LSD Petro Canada Day-to-Day Comparisons



## ESSO LSD Day-to-Day Comparisons



## SHELL LSD Day-to-Day Comparisons



### 3. Crude Oil News Tracking

#### a. Crude Oil Prices

	Price \$US	Change	% Change	Time
<b>NYMEX CRUDE FUTURE</b>	73.69	-1.79	-2.37	13:13
<b>DATED BRENT SPOT</b>	73.84	-1.03	-.137	13:23
<b>WTI CUSHING SPOT</b>	74.03	-1.45	-1.92	11:20

SOURCE: <http://www.bloomberg.com/markets/commodities/energyprices.html>

#### b. News Updates

- Crude-oil futures fell Friday, unable to shake off a bearish cloud that the weaker-than-expected read on U.S. retail sales brought over prices. ([click here](#))
- China's consumer-price inflation breached the 3% level for the first time in more than a year and a half. The data fueled concerns Beijing would take further steps to cool its economy, curbing demand for energy products. Economists said they expect inflationary pressures to ease in the second half of the year on falling global raw material prices. ([click here](#))
- Oil prices were also hit by data pointing to a moderation in China's pace of economic growth. Industrial production expanded 16.5% in May, a tad slower than April's 17.8% rise. ([click here](#))
- "Any concerns about the economy are going to have a major impact on oil," said Rick Mueller, director of oil markets at Energy Security Analysis Inc. in Wakefield, Massachusetts. "The strength of the market has been built on expectations of an economic rebound." ([click here](#))
- "The Gulf oil spill may result in reduced access to deepwater supplies both here and around the world," Hodge said. "The long-term result may be higher prices." ([click here](#))

### 4. Canada Legislation News Updates

Nothing to report