

Table of Contents

1. Daily Summary	2
2. Rack Prices	3
a. Imperial Oil – ESSO	3
b. Bluewave Energy – SHELL.....	4
c. Petro Canada	5
d. Rack Price Historical Comparatives	6
3. Crude Oil News Tracking	6
a. Crude Oil Prices	9
b. News Updates.....	9
4. Canada Legislation News Updates.....	11

1. Daily Summary

There have been slight increases in rack prices of Regular Unleaded Gasoline and Low-Sulphur Diesel, but overall nothing of significance to report.

Crude oil prices have increased for the third straight day climbing as high as \$76.15. This is a result of China's increase consumption, the euro climbing against a falling dollar, and investors taking more risk on the market because of the positive outlook on oil production. This could all change depending on the euro-debt crisis, if euro is stable, oil prices will remain above \$70. Otherwise analysts predict the oil prices will hover around the \$60 dollar range.

Overall, the TSX has been in a position to reap the benefits of higher oil prices. In addition, Canada is seeing more activity from foreign countries to increase their stake in the 2nd largest petroleum reserves in the world – including India and China.

2. Rack Prices

a. Imperial Oil – ESSO

City	LSD	RUL
Charlottetown, PEI	59.90	58.10
Halifax/Dartmouth, NS	58.60	56.80
Saint John, NB	59.00	57.00
St. John's, NF	59.40	57.60
Rimouski, PQ	60.90	60.00
Montreal, PQ	60.20	59.00
Quebec City, PQ	60.20	59.00
Ottawa, ON	59.70	58.70
Kingston, ON	60.10	59.60
Toronto, ON	59.20	57.90
Oakville/Bronte, ON	59.20	57.90
Nanticoke, ON	58.90	58.60
Belleville, ON	59.40	59.10
Sarnia, ON	59.20	58.90
London, ON	59.20	59.70
Sudbury, ON	62.10	61.60
Sault Ste.Marie, ON	62.00	62.50
Thunder Bay, ON	62.80	63.20
Winnipeg, MB	61.20	59.60
Saskatoon, SK	58.70	59.00
Regina, SK	58.30	58.60
Calgary, AB	60.80	60.20
Edmonton, AB	58.30	58.00
Hay River, NWT	63.50	63.20
Prince George, BC	60.80	60.70
Kamloops, BC	61.40	60.70
Vancouver, BC	63.00	64.70
Nanaimo, BC	64.20	65.20

b. Bluewave Energy – SHELL

Effective From: 2010-06-10 0:00 Effective to: 2010-06-10 23:59

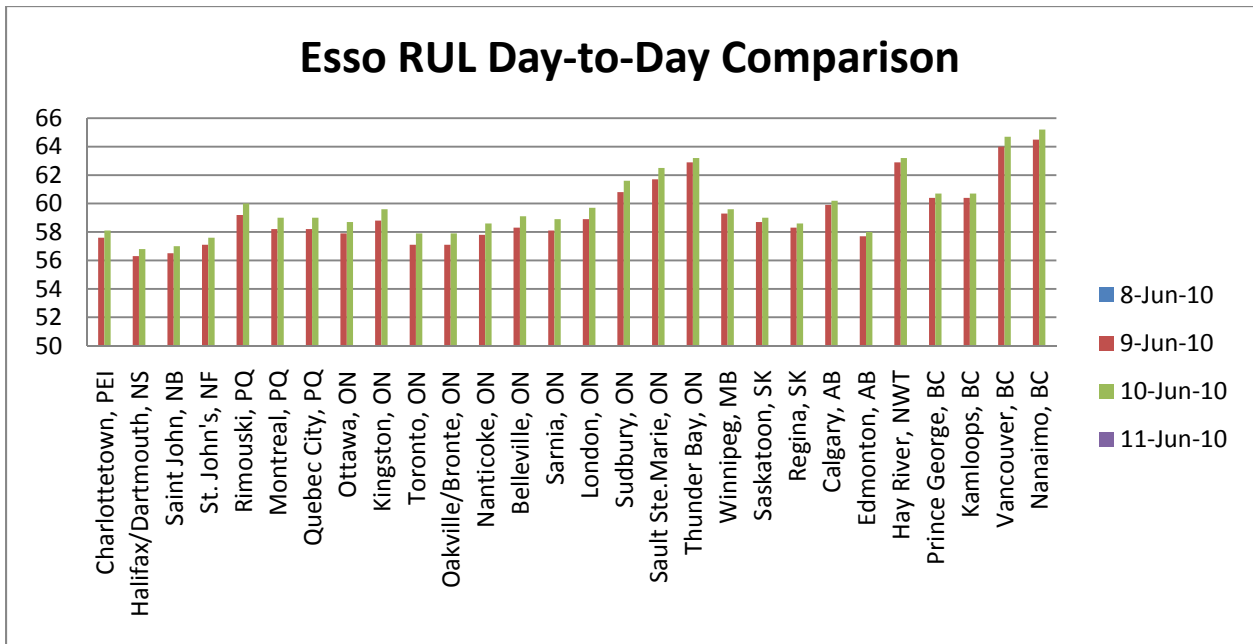
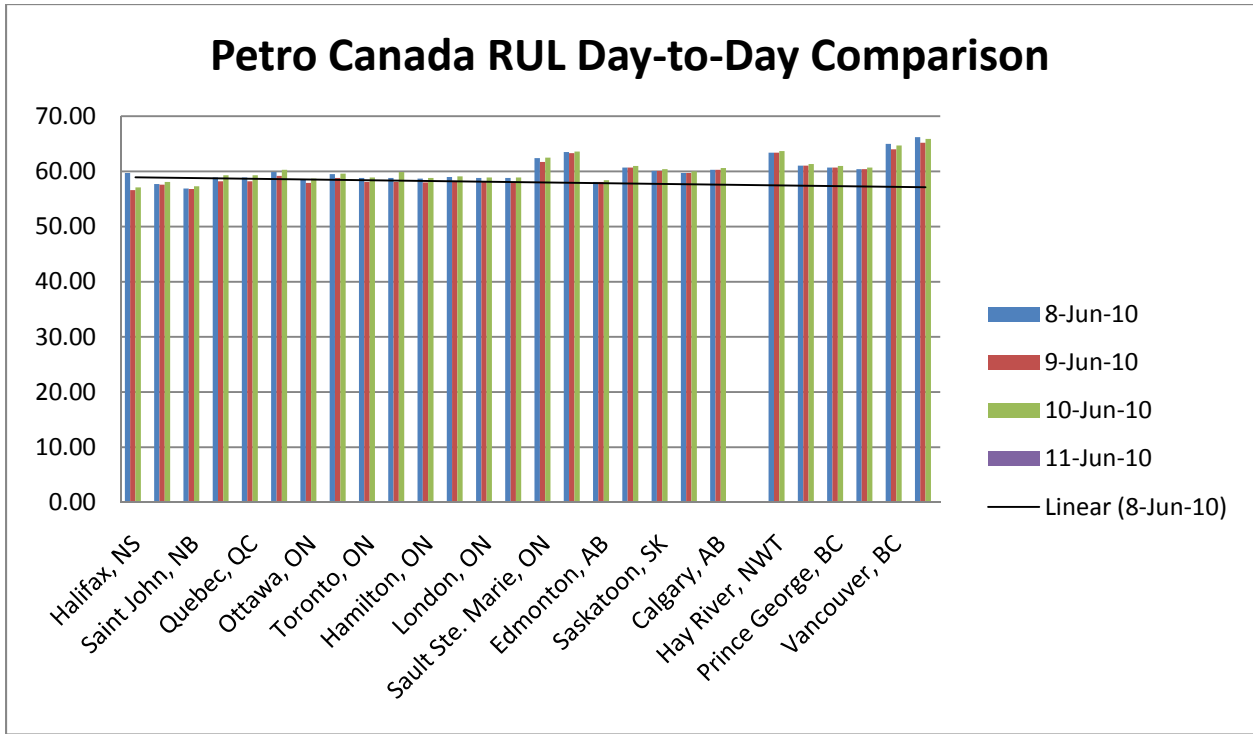
City	RUL	ULSD
Halifax	56.30	58.00
St. Romuald	59.30	60.50
Montreal	59.30	60.50
Cornwall	-	60.20
Ottawa	58.70	59.70
Kingston	59.60	60.10
Oakville	58.90	59.20
Toronto	58.90	59.20
Hamilton	58.80	59.10
Belleville	59.10	59.40
Nanticocke	58.60	58.90
Sault Ste Marie	62.50	62.00
London	58.90	59.20
Sarnia	58.90	59.20
Thunder Bay	63.20	62.80
Winnipeg	60.60	61.20
Regina	59.60	58.30
Saskatoon	60.00	58.70
Calgary	60.20	60.80
Edmonton	58.00	58.30
Prince George	-	60.80
Vancouver	64.70	63.00
Bare Point	65.70	64.20
Kamloops	60.70	61.40

c. Petro Canada

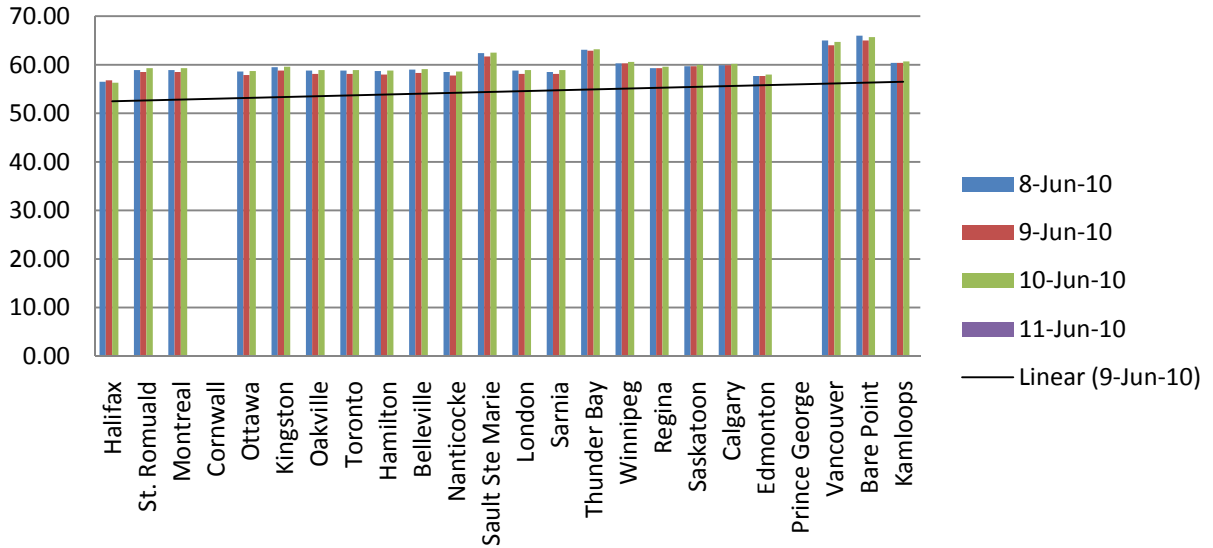
Effective From: June 10, 2010

City	RUL	ULS Diesel
Halifax, NS	57.10	58.50
Charlottetown, PEI	58.10	59.50
Saint John, NB	57.30	58.90
Montreal, QC	59.30	60.50
Quebec, QC	59.30	60.50
Rimouski, QC	60.30	61.00
Ottawa, ON	58.70	59.70
Kingston, ON	59.60	60.10
Toronto, ON	58.90	59.20
Oakville, ON	59.90	59.20
Hamilton, ON	58.80	59.10
Belleville, ON	59.10	59.40
London, ON	58.90	59.20
Sarnia, ON	58.90	59.20
Sault Ste. Marie, ON	62.50	62.00
Thunder Bay, ON	63.60	62.80
Edmonton, AB	58.40	58.30
Winnipeg, MB	61.00	61.20
Saskatoon, SK	60.40	58.70
Regina, SK	60.00	58.30
Calgary, AB	60.60	60.80
Fort McMurray, AB	-	60.70
Hay River, NWT	63.70	63.60
Terrace, BC	61.35	61.25
Prince George, BC	61.00	60.90
Kamloops, BC	60.70	61.50
Vancouver, BC	64.70	63.00
Nanaimo, BC	65.90	64.20

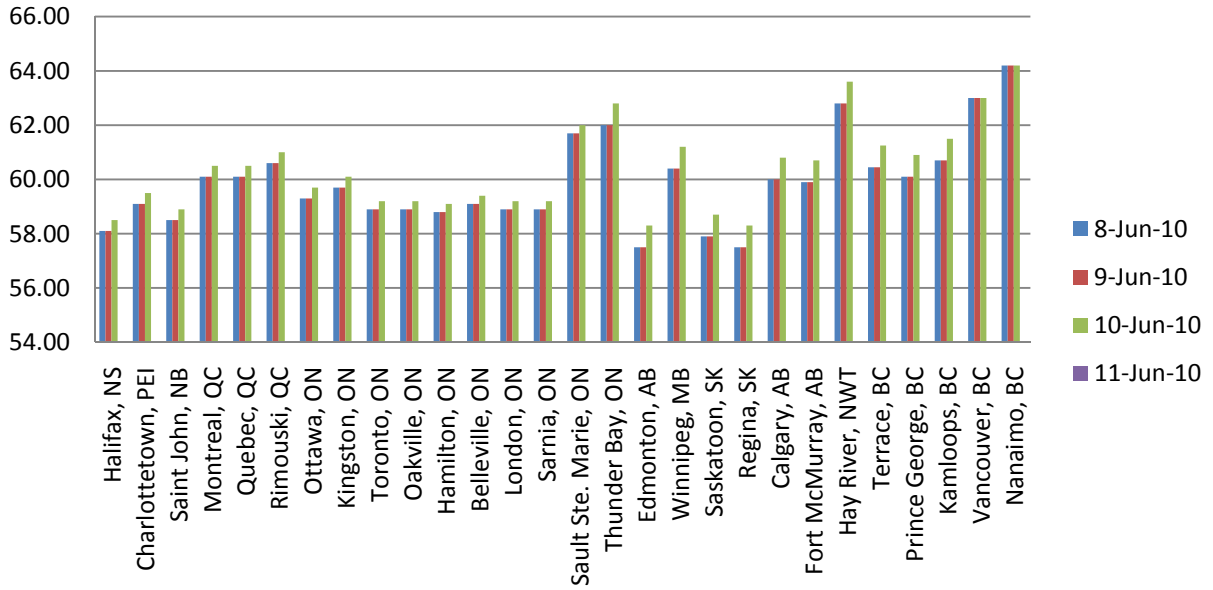
d. Rack Price Historical Comparatives



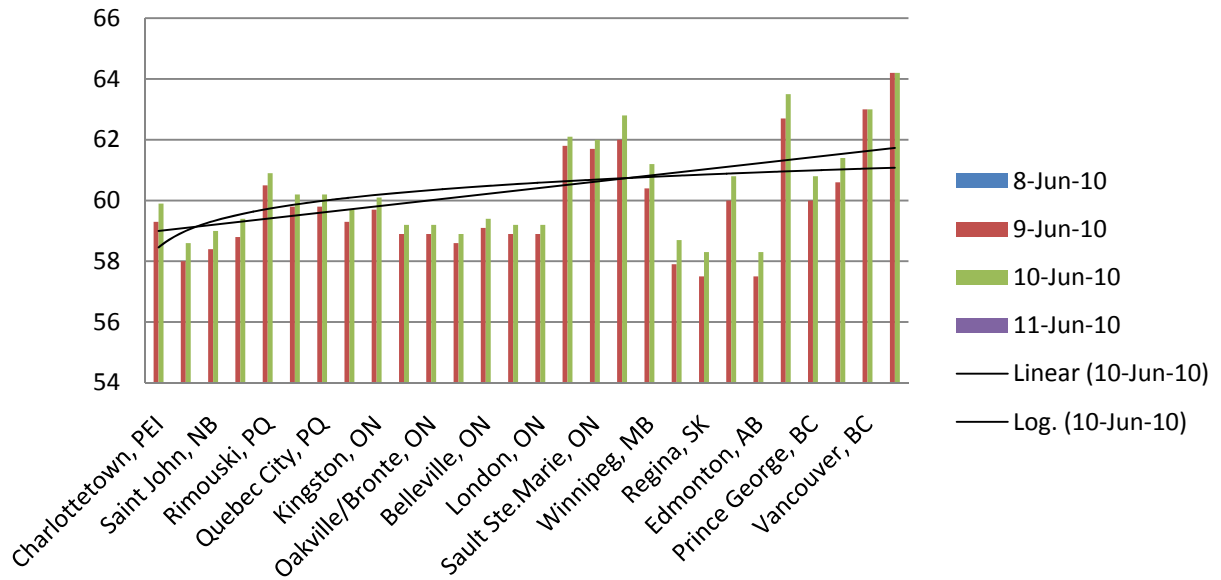
SHELL RUL Day-to-Day Price Comparison



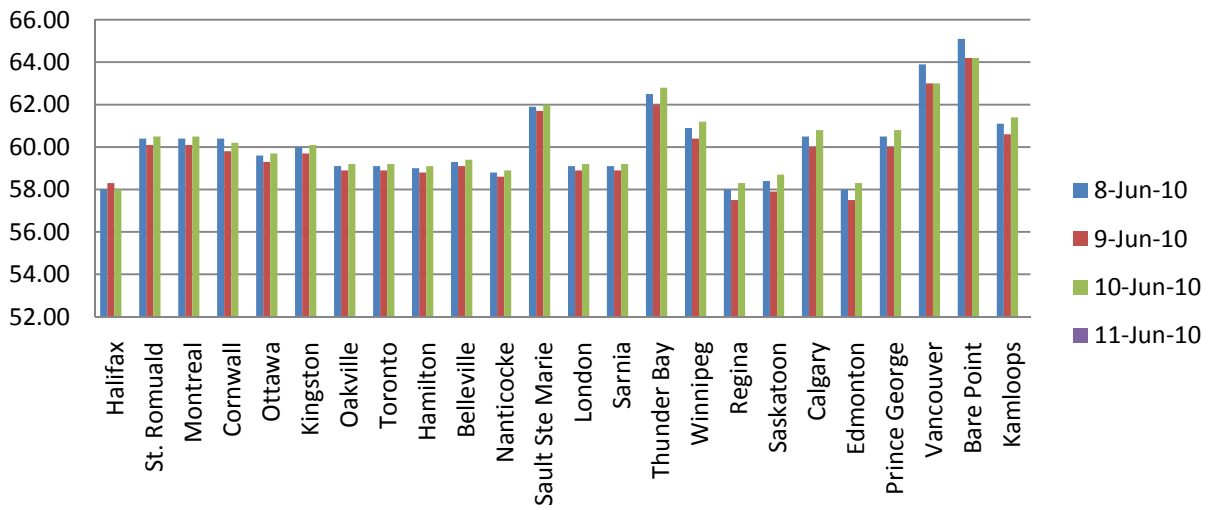
LSD Petro Canada Day-to-Day Comparisons



ESSO LSD Day-to-Day Comparisons



SHELL LSD Day-to-Day Comparisons



3. Crude Oil News Tracking

a. Crude Oil Prices

	Price \$US	Change	% Change	Time
NYMEX CRUDE FUTURE	76.15	1.77	2.38	10:43
DATED BRENT SPOT	75.34	1.91	2.61	10:53
WTI CUSHING SPOT	76.08	1.72	2.31	10:08

SOURCE: <http://www.bloomberg.com/markets/commodities/energyprices.html>

b. News Updates

- India's oil minister on Wednesday said his country is still looking to secure a toehold in the oilsands even as rivals such as China move to increase their stake in the world's second largest petroleum reserves. (edmjrl 10JUN10)
- Worldwide oil use in 2010 will rise by 1.7 million barrels a day, or 2 percent, to a record 86.4 million barrels, the Paris-based agency said in its monthly market report today. The U.S. currency slipped for a third day against the euro, making dollar-priced assets more attractive for hedging against inflation. ([click here](#))
- Chinese customs data showed oil imports last month grew by 4.4 percent from a year earlier to 17.84 million metric tons, or about 4.36 million barrels a day. May exports from the nation, the world's second-largest energy consumer, jumped 48.5 percent. ([click here](#))
- Oil prices gained for a third day Thursday as the dollar weakened and Chinese economic data boosted confidence in global demand for oil. ([click here](#))
- Oil and other commodities that are priced in dollars tend to rise when the U.S. currency weakens. ([click here](#))
- Today it's a matter of risk versus no risk," said Williams. "If traders keep desiring more risk, you'll keep seeing higher prices." ([click here](#))
- "If we avoid a meltdown in the European economy, I think we'll see oil in a \$70 to \$80 range," he said. "But if the euro collapses and Europe goes into a double dip [recession], we could see prices go into a \$60 range." ([click here](#))
- Canadian stocks rose as oil gained on a forecast of stronger global demand and reports of economic growth in Asia. ([click here](#))
- Canadian Natural Resources Ltd., the country's second-largest energy company by market value, advanced 2 percent after the International Energy Agency raised its estimate for 2010 oil

consumption. Oil and gas producer Storm Exploration Inc. surged 20 percent after agreeing to be bought by ARC Energy Trust. Toronto-Dominion Bank, Canada's second-largest bank, increased 0.8 percent as lenders climbed. [\(click here\)](#)

4. Canada Legislation News Updates

Nothing to report